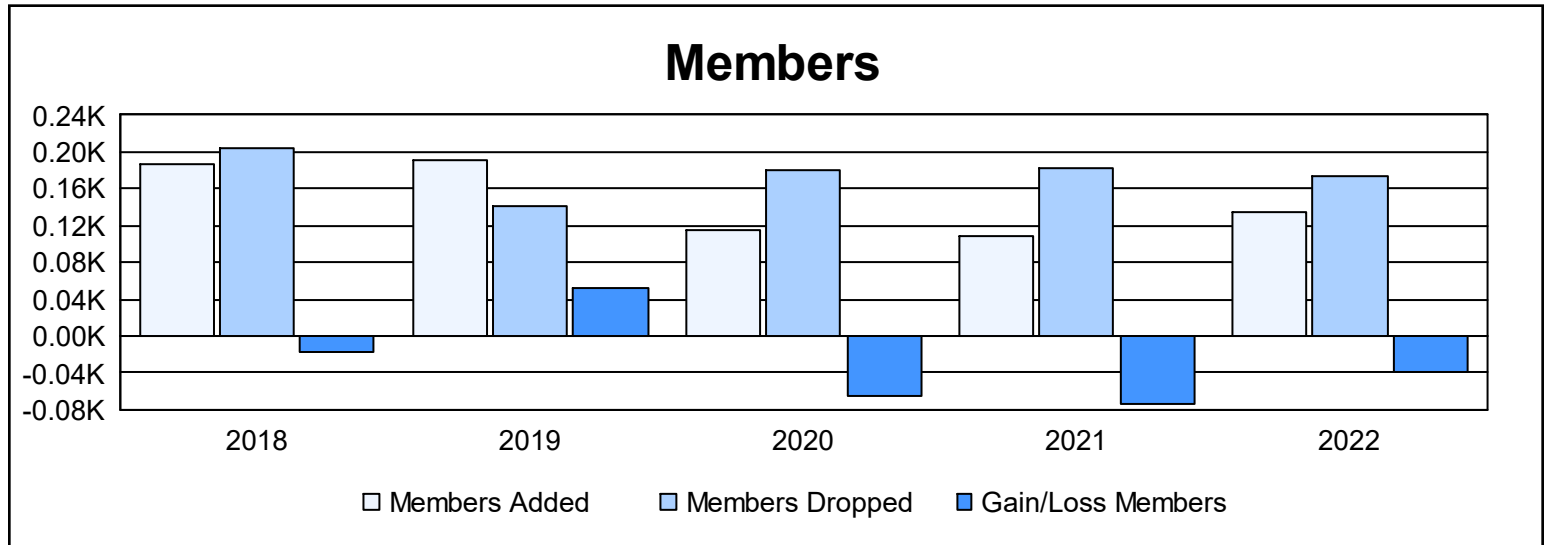
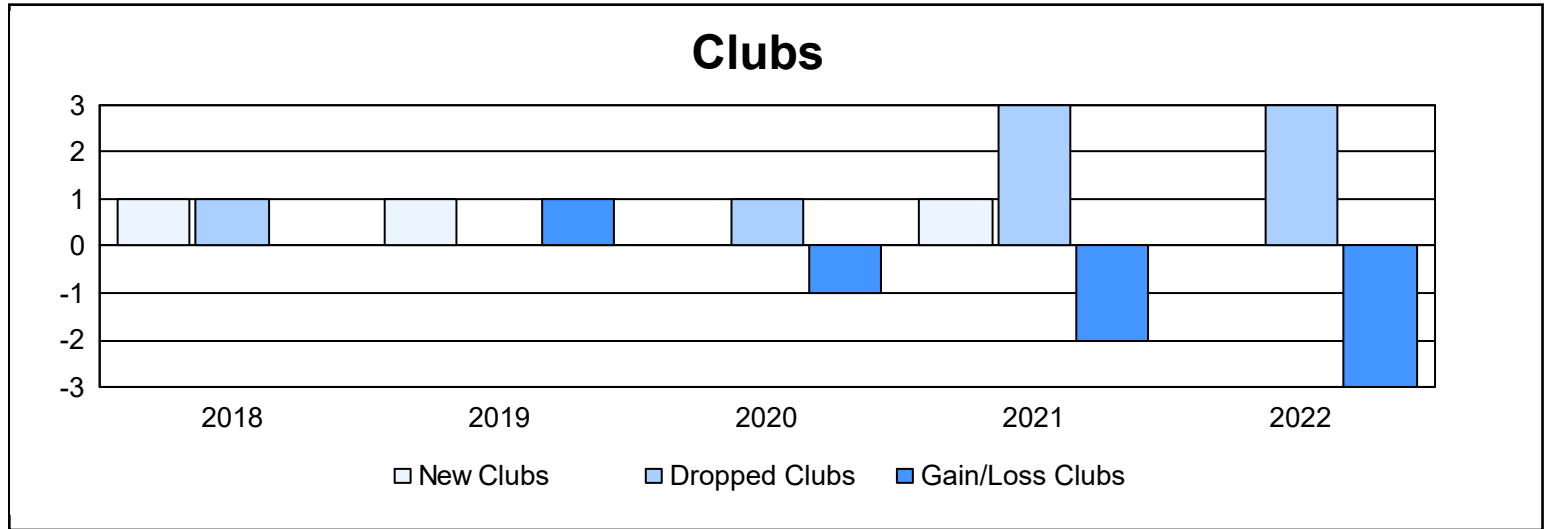
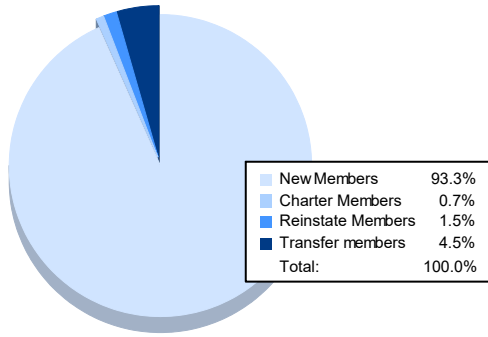


Year	New Clubs	Dropped Clubs	Gain/ Loss Clubs	New Members	Charter Members	Reinstate Members	Transfer Members	Total Member Added	Total Members Dropped	Gain/ Loss Members
2017-2018	1	1	0	141	31	7	7	186	203	-17
2018-2019	1	0	1	153	32	4	3	192	141	51
2019-2020	0	1	-1	96	8	5	6	115	181	-66
2020-2021	1	3	-2	63	33	3	10	109	182	-73
2021-2022	0	3	-3	125	1	2	6	134	174	-40
<b>Average</b>	<b>1</b>	<b>2</b>	<b>-1</b>	<b>116</b>	<b>21</b>	<b>4</b>	<b>6</b>	<b>147</b>	<b>176</b>	<b>-29</b>



### Membership Composition June 2022 Cumulative



### Gender Composition June 2022 Cumulative

